



**The Poppy  
Foundation**  
of Auckland Trust

# Annual Report

**FY 2020**

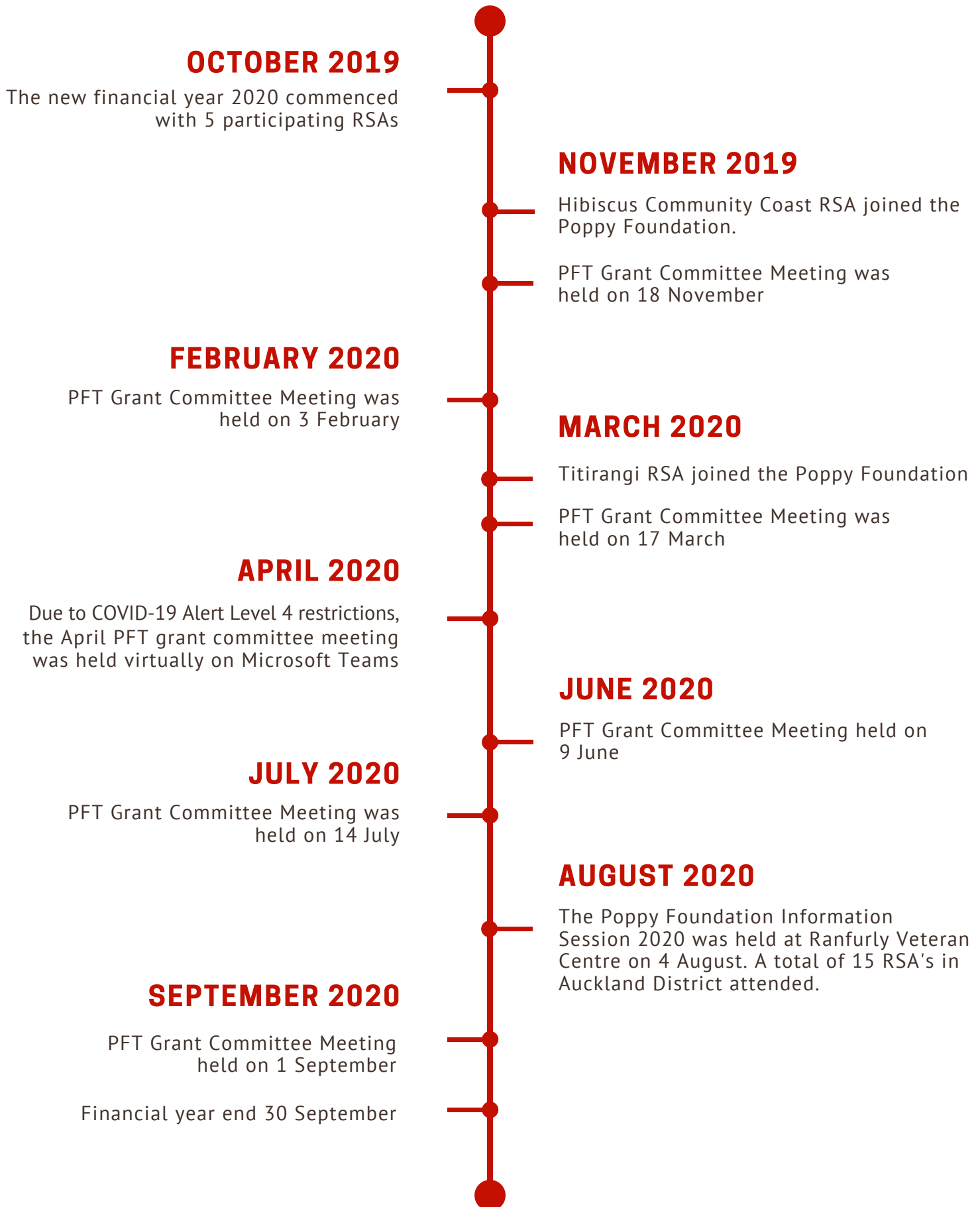
The Poppy Foundation  
539 Mt Albert Rd  
Three Kings, 1042

---

09 625 8310  
[info@poppyfoundation.nz](mailto:info@poppyfoundation.nz)

---





# Overview



## TOTAL CLAIMS SUBMITTED

Claims submitted to the PFT Grant Committee for the period October 2019 to September 2020

**387**

Individual Claims

**104**

Veterans/  
Veteran Spouses

## TOTAL CLAIMANTS SUPPORTED

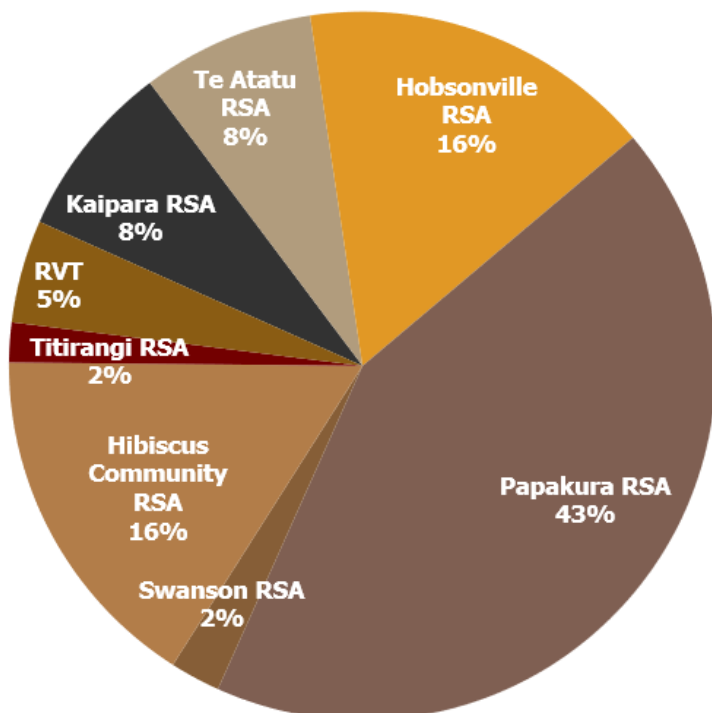
Each claimant lodged an average of 3.7 claims

## CLAIM APPROVAL RATIO

382 claims were approved, 5 claims were declined due to government / alternative funding available.

**98.7%**

Approvals



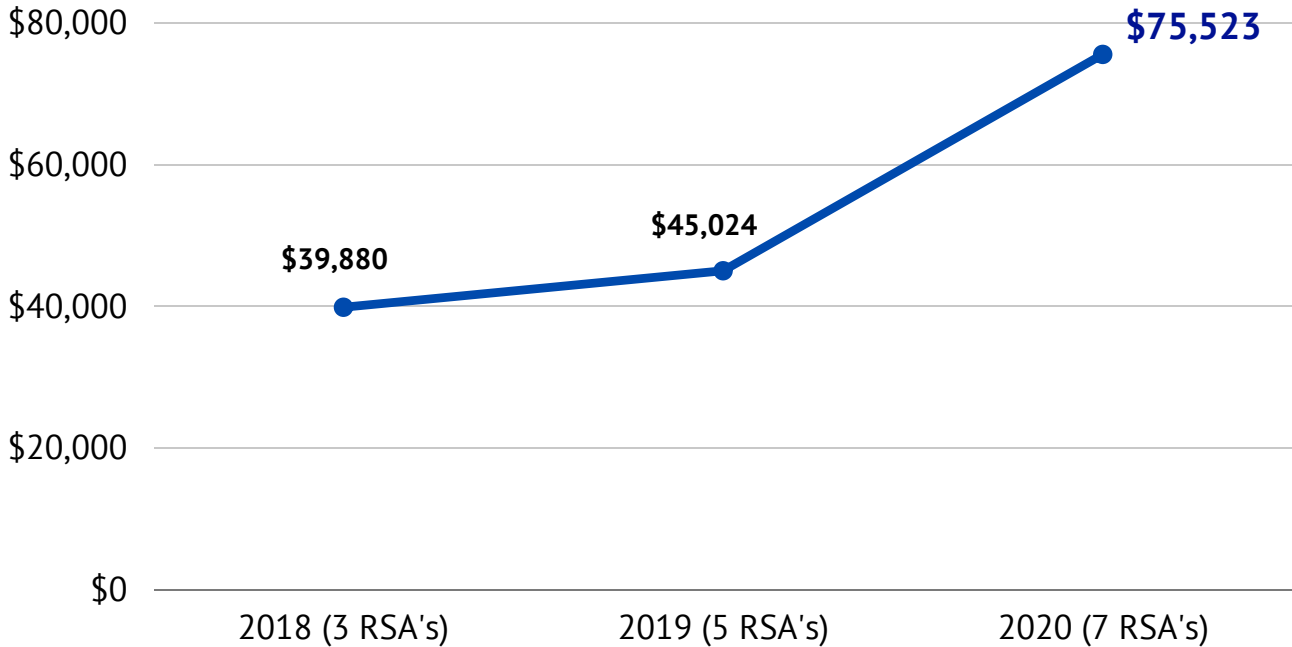
Organisation	Total Amount Claimed	Individual Claims
Papakura RSA	\$32,357.39	176
Hobsonville RSA	\$12,260.36	95
Hibiscus RSA	\$12,192.19	43
Kaipara RSA	\$6,089.00	16
Te Atatu RSA	\$5,965.16	44
RVT	\$3,549.71	7
Swanson RSA	\$1,740.00	3
Titirangi RSA	\$1,369.00	3

## TOTAL CLAIMS PAID BY PFT 2020

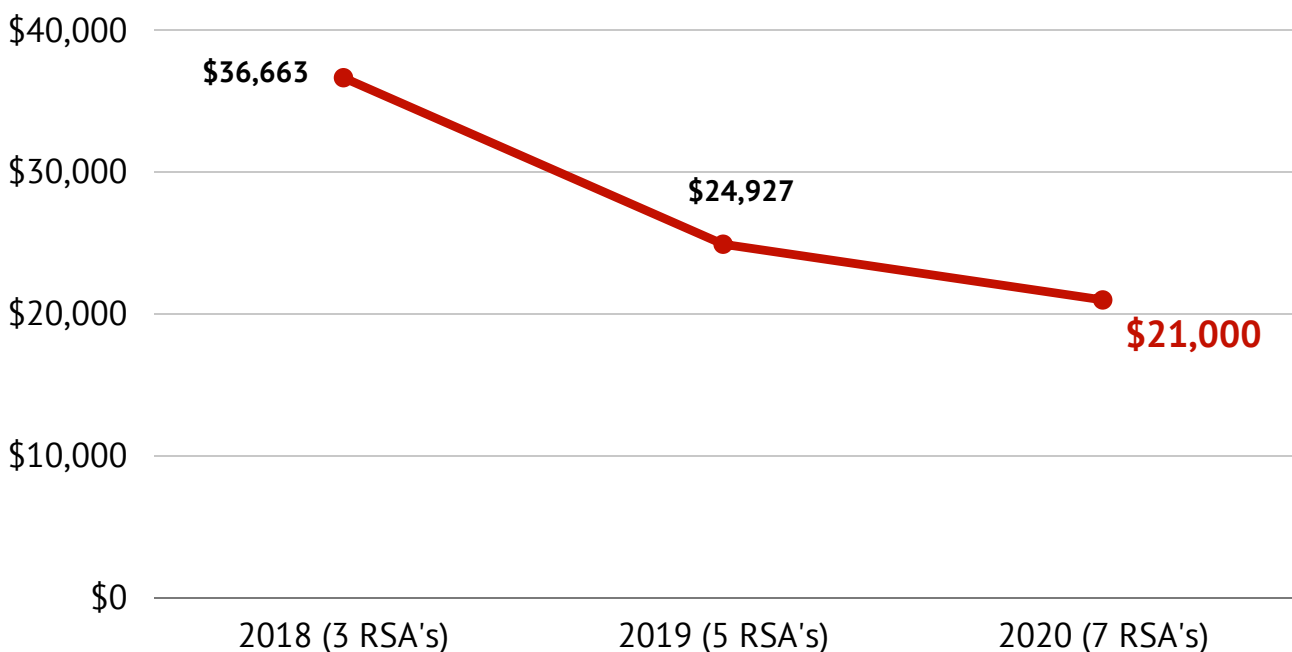
**\$75,522.81**



## CLAIMS PAID BY PFT PER ANNUM



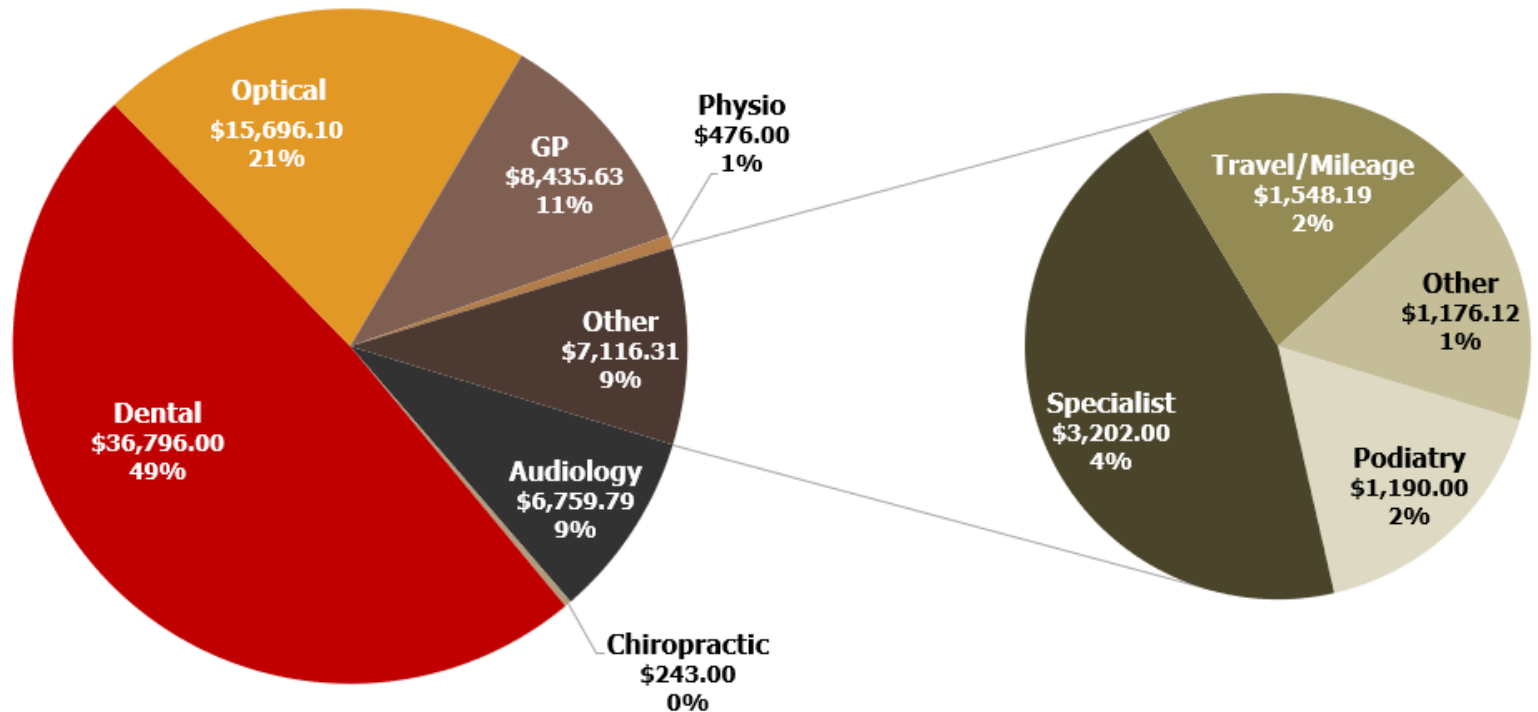
## DONATIONS RECEIVED BY PARTICIPATING RSA'S PER ANNUM



# Claim Statistics



## PFT CLAIM ALLOCATION BY EXPENSE TYPE



Expense Type	Approved Amount	Individual Claims
GP	\$8,435.63	211
Dental	\$36,796.00	75
Optical	\$15,696.10	41
Podiatry	\$1,190.00	18
Travel/Mileage	\$1,548.19	9
Audiology	\$6,759.79	7
Specialist	\$3,202.00	6
Chiropractic	\$243.00	6
Other	\$1,176.12	5
Physio	\$476.00	4

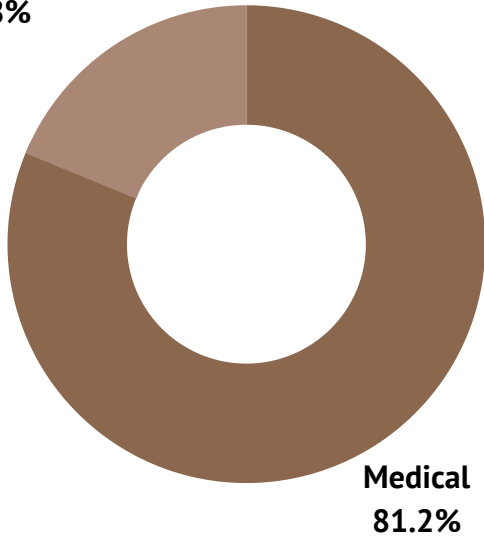
\*\*Other: Purchase of support wheelchair, Vehicle support (WOF), Ambulance

# Claim Statistics



## GP CLAIM DETAILS

Prescriptions  
18.8%



### MEDICAL CLAIMS

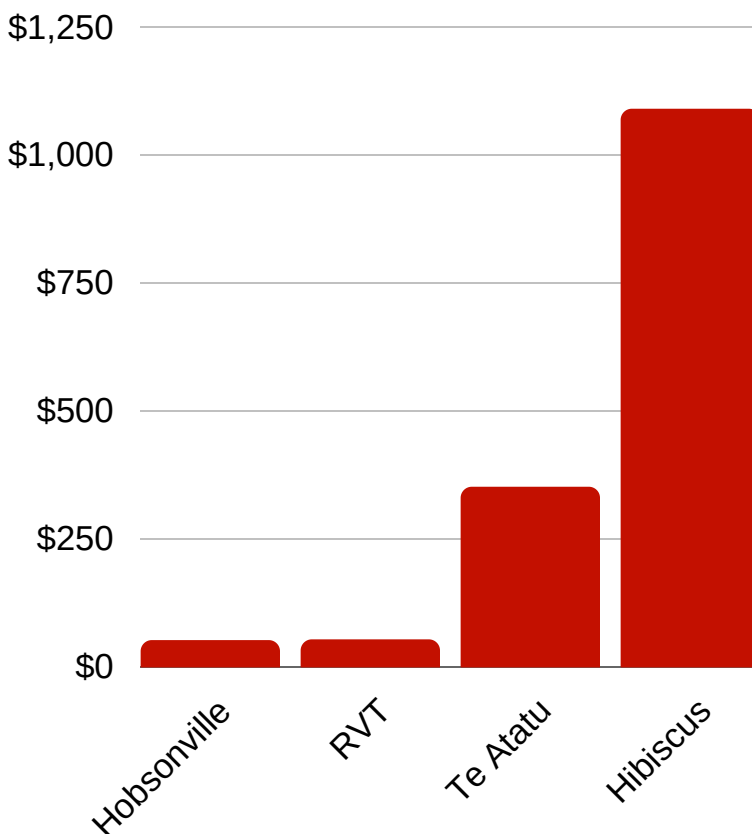
Total: \$6,850.92  
152 individual claims

### PRESCRIPTIONS

Total: \$1,584.71  
59 individual claims

**GP Claim Total:**  
**\$8,435.63**

## MILEAGE CLAIM DETAILS



### AVERAGE AMOUNT CLAIMED PER RSA

\$498.10 (Excl. RVT)

### AVERAGE DISTANCE TRAVELLED PER TRIP

42.63km

**Total distance of travel supported by PFT:**

**2037km**

# Claim Statistics



## AVERAGE AMOUNT CLAIMED PER EXPENSE TYPE PER INDIVIDUAL

PFT  
GRANT  
LIMITS

**\$500**

AVERAGE  
AMOUNTS  
CLAIMED

**\$168.71**

**General Practitioner**  
50 Claimants

**\$2000**

**\$876.10**

**Dental**  
42 Claimants

**\$500**

**\$448.46**

**Optometry**  
35 Claimants

PFT  
GRANT  
LIMITS

**\$2000**

AVERAGE  
AMOUNTS  
CLAIMED

**\$965.68**

**Audiology**  
7 Claimants

**\$1000**

**\$238.00**

**Podiatry**  
5 Claimants

**\$1500**

**\$533.67**

**Specialists**  
6 Claimants

PFT  
GRANT  
LIMITS

**\$1000**

AVERAGE  
AMOUNTS  
CLAIMED

**\$238.00**

**Physiotherapy**  
2 Claimants

**\$500**

**\$86.01**

**Mileage**  
18 Claimants

**\$200**

**N/A**

**Hospital Parking**  
0 Claimants